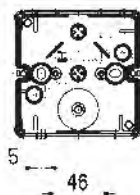
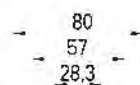
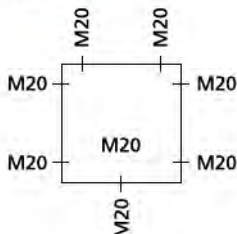


- Shockproof
- Ample room for connection
- Simple test method
- Raised terminals for quick and orderly wiring (from Abox-i 060)
- Quick installation with self-sealing membrane entries (on Abox-i 025 and 040)
- Impact-resistant and shatterproof (e.g. in sports halls)
- With red cover for identifying circuits for safety lighting
- Also suitable for use under extreme conditions


**Junction boxes Abox / Abox-i 025 to 2400**

**Abox 025**  
80 x 80 x 52 mm



Description

Order no.

Junction box acc. to DIN EN 60670 (VDE 0606),  $U_i=690V$ , with self-sealing, soft inlet membranes, M20, seal range 2 - 16 mm

IP65

2,5<sup>2</sup>

IK07



690V  
AC



**Abox 025-L**

Grey, without terminal

802 907 01

**Abox 025-2,5<sup>2</sup>**

Grey, with screw terminal, 5-pole - 2.5 mm<sup>2</sup> (4 x 1.5<sup>2</sup> / 4 x 2.5<sup>2</sup>)

802 407 01

**Abox 025-L/w**

White, without terminal

802 607 01

**Abox 025-2,5<sup>2</sup>/w**

White, with screw terminal, 5-pole - 2.5 mm<sup>2</sup> (4 x 1.5<sup>2</sup> / 4 x 2.5<sup>2</sup>)

802 107 01

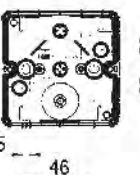
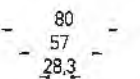
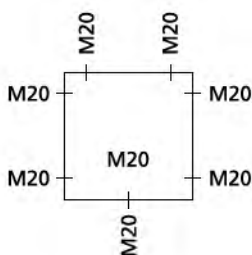
**Abox 025 SB-L**

Red cover, without terminal, for identifying circuits for safety lighting

802 707 01

**Abox-i 025**

80 x 80 x 52 mm



Junction box - **Industrial Quality** - acc. to DIN EN 60670 (VDE 0606),  $U_i=690V$ , weatherproof, shock-proof, halogen-free, with self-sealing, soft inlet membranes, M20, seal range 2 - 16 mm

IP65

2,5<sup>2</sup>

IK08



690V  
AC



**Abox-i 025-L**

Grey, without terminal

490 902 01

**Abox-i 025-2,5<sup>2</sup>**

Grey, with screw terminal, 5-pole - 2.5 mm<sup>2</sup> (4 x 1.5<sup>2</sup> / 4 x 2.5<sup>2</sup>)

490 402 01

**Abox-i 025 SB-L**

Red cover, without terminal, for identifying circuits for safety lighting

490 702 01

**Abox-i 025-L/sw**

Black, without terminal

491 902 01

**Abox-i 025-2,5<sup>2</sup>/sw**

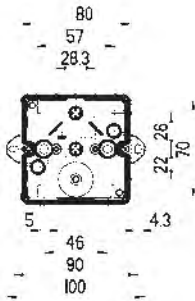
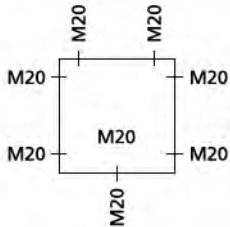
Black, with screw terminal, 5-pole - 2.5 mm<sup>2</sup> (4 x 1.5<sup>2</sup> / 4 x 2.5<sup>2</sup>)

491 402 01



«ЭйБіЭн»  
Тел. Мінск +375(17) 390-51-85 info@abn.by  
Тел. +375(44) 592-00-86 www.abn.by

**Abox 025 AB**  
80 x 80 x 52 mm



Description

Order no.

Junction box acc. to DIN EN 60670 (VDE 0606),  $U_i=690V$ , with self-sealing, soft inlet membranes, M20, seal range 2 - 16 mm, with external fixing lugs



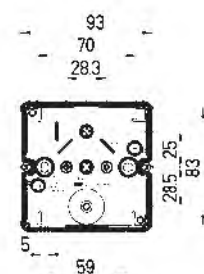
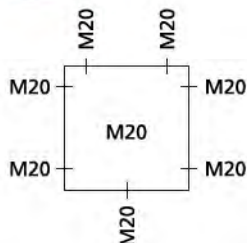
<b>Abox 025 AB-L</b> Grey, without terminal	803 907 01
<b>Abox 025 AB-2,5²</b> Grey, with screw terminal, 5-pole - 2.5 mm² (4 x 1.5² / 4 x 2.5²)	803 407 01
<b>Abox 025 AB-L/w</b> White, without terminal	803 607 01
<b>Abox 025 AB-Pot</b> Grey, with 15 mm standard rail TS 15, PE terminal strip 4²	803 427 01
<b>Abox 025 AB-2,5²/w</b> White, with screw terminal, 5-pole - 2.5 mm² (4 x 1.5² / 4 x 2.5²)	803 107 01

The **Abox 25 AB-Pot** was specially designed for rooms with special requirements in relation to potential equalisation, such as IT rooms.



### Abox 040

93 x 93 x 55 mm



Description

Order no.

Junction box acc. to DIN EN 60670 (VDE 0606),  $U_i=690V$ , with self-sealing, soft inlet membranes, M20, seal range 2 - 16 mm

IP65

4<sup>2</sup>

IK07



690V  
AC



#### Abox 040-L

Grey, without terminal

804 907 01

#### Abox 040-4,0<sup>2</sup>

Grey, Screw terminal,  
5-pole - 2.5/4 mm<sup>2</sup> (4 x 1.5<sup>2</sup> / 4 x 2.5<sup>2</sup> / 3 x 4<sup>2</sup>)

804 407 01

#### Abox 040-L/w

White, without terminal

804 607 01

#### Abox 040-4,0<sup>2</sup>/w

White, with screw terminal,  
5-pole - 2.5/4 mm<sup>2</sup> (4 x 1.5<sup>2</sup> / 4 x 2.5<sup>2</sup> / 3 x 4<sup>2</sup>)

804 107 01

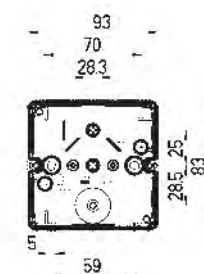
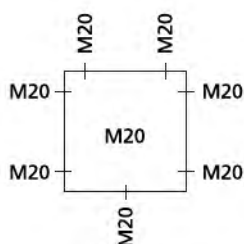
#### Abox 040 SB-L

Red cover, without terminals,  
for identifying circuits for safety lighting

804 707 01

### Abox-i 040

93 x 93 x 55 mm



Junction box - Industrial Quality - acc. to DIN EN 60670 (VDE 0606),  $U_i=690V$ , weatherproof, shock-proof, halogen-free, with self-sealing, soft inlet membranes, M20, seal range 2 - 16 mm

IP65

4<sup>2</sup>

IK08



690V  
AC



#### Abox-i 040-L

Grey, without terminal

490 904 01

#### Abox-i 040-4<sup>2</sup>

Grey, with screw terminal,  
5-pole - 2.5/4 mm<sup>2</sup> (4 x 1.5<sup>2</sup> / 4 x 2.5<sup>2</sup> / 3 x 4<sup>2</sup>)

490 404 01

#### Abox-i 040 SB-L

Red cover, without terminals,  
for identifying circuits for safety lighting

490 704 01

#### Abox-i 040-L/sw

Black, without terminal

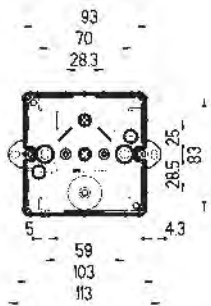
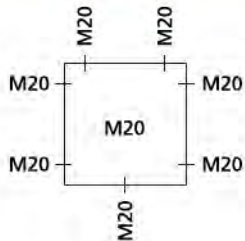
491 904 01

#### Abox-i 040-4<sup>2</sup>/sw

Black, with screw terminal,  
5-pole - 2.5/4 mm<sup>2</sup> (4 x 1.5<sup>2</sup> / 4 x 2.5<sup>2</sup> / 3 x 4<sup>2</sup>)

491 404 01

**Abox 040 AB**  
93 x 93 x 55 mm



Description

Order no.

Junction box acc. to DIN EN 60670 (VDE 0606),  $U_i=690V$ , with self-sealing, soft inlet membranes, M20, seal range 2 - 16 mm, with external fixing lugs

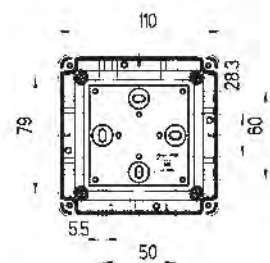
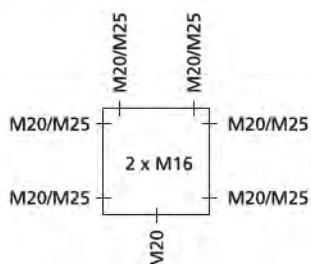
IP65
4<sup>2</sup>
IK07
690V AC
DE
RoHS Compliant

<b>Abox 040 AB-L</b> Grey, without terminal	805 907 01
<b>Abox 040 AB-4<sup>2</sup></b> Grey, screw terminal, 5-pole - 2.5/4 mm <sup>2</sup> (4 x 1.5 <sup>2</sup> / 4 x 2.5 <sup>2</sup> / 3 x 4 <sup>2</sup> )	805 407 01
<b>Abox 040 AB-L/w</b> White, without terminal	805 607 01



## Abox 060

110 x 110 x 67 mm



Description

Order no.

Junction box acc. to DIN EN 60670 (VDE 0606),  $U_i=690V$ , with IP54 attachment bushes, with blanking plug M25, seal range 9 - 18.5 mm

IP65  
IP54

6<sup>2</sup>

IK07



690V  
AC



### Abox 060-L

Grey, without terminal

806 907 01

### Abox 060-6<sup>2</sup>

Grey, with high-set screw terminal,  
5-pole - 6 mm<sup>2</sup> (4 x 2.5<sup>2</sup> / 4 x 4<sup>2</sup> / 3 x 6<sup>2</sup>)

806 407 01

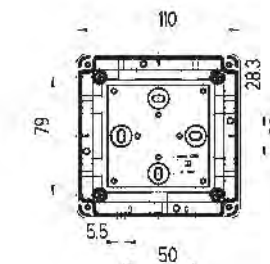
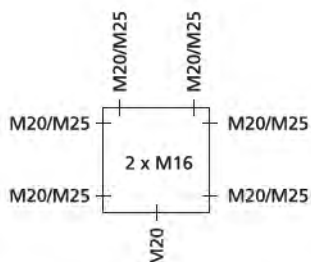
### Abox 060 SB-L

Red cover, without terminals,  
for identifying circuits for safety lighting

806 707 01

## Abox-i 060

110 x 110 x 67 mm



Junction box - Industrial Quality - acc. to DIN EN 60670 (VDE 0606),  $U_i=690V$ , weatherproof, shock-proof, halogen-free, with IP66 double-membrane seals, M25, seal range 9 - 16 mm

IP65

6<sup>2</sup>

IK08



690V  
AC



### Abox-i 060-L

Grey, without terminal

490 906 01

### Abox-i 060-6<sup>2</sup>

Grey, with high-set screw terminal,  
5-pole - 6 mm<sup>2</sup> (4 x 2.5<sup>2</sup> / 4 x 4<sup>2</sup> / 3 x 6<sup>2</sup>)

490 406 01

### Abox-i 060-L/sw

Black, without terminal

491 906 01

### Abox-i 060-6<sup>2</sup>/sw

Black, with high-set screw terminal,  
5-pole - 6 mm<sup>2</sup> (4 x 2.5<sup>2</sup> / 4 x 4<sup>2</sup> / 3 x 6<sup>2</sup>)

491 406 01

**Abn**

«ЭйБнЭл»

Тел. Мінск +375(17) 390-51-85

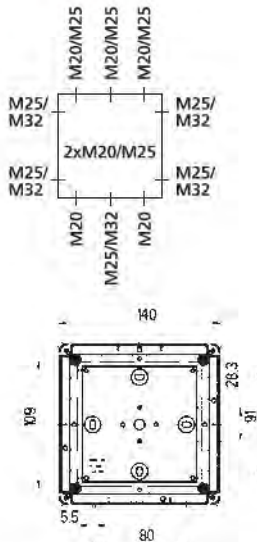
Тел. +375(44) 592-00-86

[info@abn.by](mailto:info@abn.by)

[www.abn.by](http://www.abn.by)

## Abox 100

140 x 140 x 79 mm



Description

Order no.

Junction box acc. to DIN EN 60670 (VDE 0606),  $U_i=690V$ , with IP54 attachment bushes, with blanking plug M32, seal range 13 - 23 mm

IP65  
IP54

10<sup>2</sup>

IK07



690V  
AC



**Abox 100-L**  
Grey, without terminal

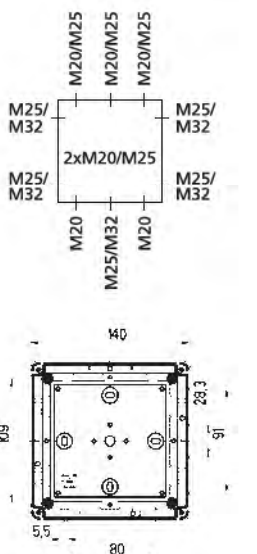
810 910 01

**Abox 100-10<sup>2</sup>**  
Grey, with high-set screw terminal,  
5-pole - 10 mm<sup>2</sup> (4 x 4<sup>2</sup> / 4 x 6<sup>2</sup> / 4 x 10<sup>2</sup>)

810 410 01

## Abox-i 100

140 x 140 x 79 mm



Junction box - **Industrial Quality** - acc. to DIN EN 60670 (VDE 0606),  $U_i=690V$ , weatherproof, shock-proof, halogen-free, with IP66 double-membrane seals, M32, seal range 14 - 21 mm

IP65

10<sup>2</sup>

IK08



690V  
AC



**Abox-i 100-L**  
Grey, without terminal

490 910 01

**Abox-i 100-10<sup>2</sup>**  
Grey, with high-set screw terminal,  
5-pole - 10 mm<sup>2</sup> (4 x 4<sup>2</sup> / 4 x 6<sup>2</sup> / 4 x 10<sup>2</sup>)

490 410 01

**Abox-i 100-L/sw**  
Black, without terminal

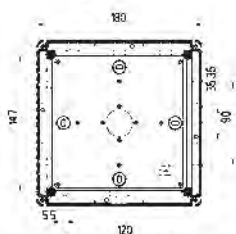
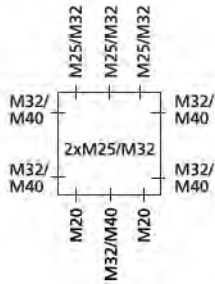
491 910 01

**Abox-i 100-10<sup>2</sup>/sw**  
Black, with high-set screw terminals,  
5-pole - 10 mm<sup>2</sup> (4 x 4<sup>2</sup> / 4 x 6<sup>2</sup> / 4 x 10<sup>2</sup>)

491 410 01

## Abox 160

180 x 180 x 91 mm



Description

Order no.

Junction box acc. to DIN EN 60670 (VDE 0606),  $U_i=690V$ , with IP54 attachment bushes, with blanking plug M40, seal range 17 - 30 mm, with sealing kit

IP65  
IP54

16<sup>2</sup>

IK07



690V  
AC



**Abox 160-L**  
Grey, without terminals

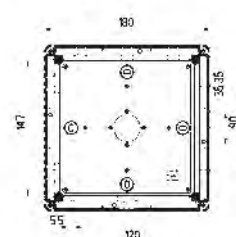
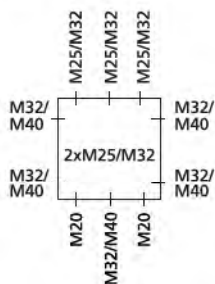
816 910 01

**Abox 160-16<sup>2</sup>**  
Grey, with high-set screw terminal,  
5-pole - 16 mm<sup>2</sup> (4 x 6<sup>2</sup> / 4 x 10<sup>2</sup> / 4 x 16<sup>2</sup>)

816 410 01

## Abox-i 160

180 x 180 x 91 mm



Junction box - **Industrial Quality** - acc. to DIN EN 60670 (VDE 0606),  $U_i=690V$ , weatherproof, shock-proof, halogen-free, with sealing kit, for suitable cable in-feeds see accessories

IP65

16<sup>2</sup>

IK08



690V  
AC



**Abox-i 160-L**  
Grey, without terminals

490 916 01

**Abox-i 160-16<sup>2</sup>**  
Grey, with high-set screw terminal,  
5-pole - 16 mm<sup>2</sup> (4 x 6<sup>2</sup> / 4 x 10<sup>2</sup> / 4 x 16<sup>2</sup>)

490 416 01

**Abox-i 160-L/sw**  
Black, without terminals

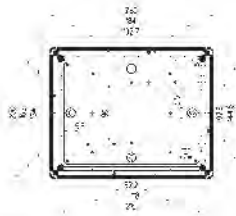
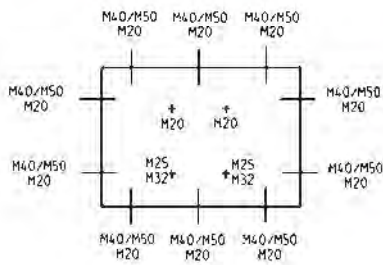
491 916 01

**Abox-i 160-16<sup>2</sup>/sw**  
Black, with high-set screw terminals,  
5-pole - 16 mm<sup>2</sup> (4 x 6<sup>2</sup> / 4 x 10<sup>2</sup> / 4 x 16<sup>2</sup>)

491 416 01

## Abox 250

250 x 200 x 115 mm



Description

Order no.

Junction box acc. to DIN EN 60670 (VDE 0606),  $U_i=690V$ , with IP54 attachment bushes, with blanking plug M40, seal range 17 - 30 mm, with sealing kit

IP65  
IP54

25<sup>2</sup>

IK07



690V  
AC



### Abox 250-L

Grey, without terminals

825 910 01

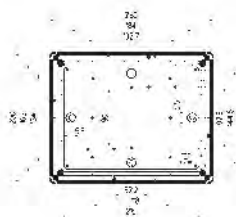
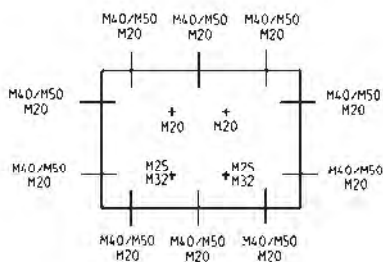
### Abox 250-25<sup>2</sup>

Grey, with high-set screw terminal,  
5-pole - 25 mm<sup>2</sup> (4 x 10<sup>2</sup> / 4 x 16<sup>2</sup> / 4 x 25<sup>2</sup>)

825 410 01

## Abox-i 250

250 x 200 x 115 mm



Junction box - **Industrial Quality** - acc. to DIN EN 60670 (VDE 0606),  $U_i=690V$ , weatherproof, shock-proof, halogen-free, with sealing kit, for suitable cable in-feeds see accessories

IP65

25<sup>2</sup>

IK08



690V  
AC



### Abox-i 250-L

Grey, without terminals

490 925 01

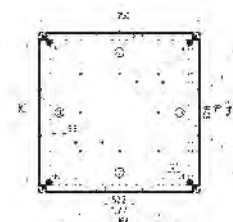
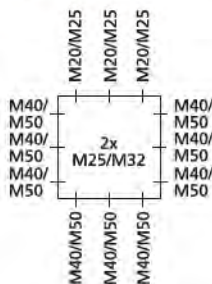
### Abox-i 250 25<sup>2</sup>

Grey, with high-set screw terminal,  
5-pole - 25 mm<sup>2</sup> (4 x 10<sup>2</sup> / 4 x 16<sup>2</sup> / 4 x 25<sup>2</sup>)

490 425 01

## Abox 350

250 x 250 x 115 mm



Description

Order no.

Junction box acc. to DIN EN 60670 (VDE 0606),  $U_i=690V$ , with IP54 attachment bushes, with blanking plug M40, Seal range 17 - 30 mm, with sealing kit

IP65  
IP54

35<sup>2</sup>

IK07



690V  
AC



**Abox 350-L**  
Grey, without terminals

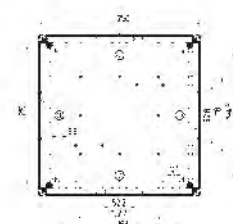
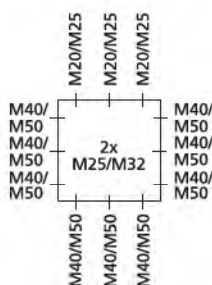
835 910 01

**Abox 350-35<sup>2</sup>**  
Grey, with high-set screw terminal,  
5-pole - 35 mm<sup>2</sup> (4 x 10<sup>2</sup> / 4 x 16<sup>2</sup> / 4 x 25<sup>2</sup> / 4 x 35<sup>2</sup>)

835 410 01

## Abox-i 350

250 x 250 x 115 mm



Junction box - **Industrial Quality** - acc. to DIN EN 60670 (VDE 0606),  $U_i=690V$ , weatherproof, shock-proof, halogen-free, with sealing kit, for suitable cable in-feeds see accessories

IP65

35<sup>2</sup>

IK08



690V  
AC



**Abox-i 350-L**  
Grey, without terminals

490 935 01

**Abox-i 350-35<sup>2</sup>**  
Grey, with high-set screw terminal,  
5-pole - 35 mm<sup>2</sup> (4 x 10<sup>2</sup> / 4 x 16<sup>2</sup> / 4 x 25<sup>2</sup> / 4 x 35<sup>2</sup>)

490 435 01

**Abox-i 350-L/sw**  
Black, without terminals

491 935 01

**Abox-i 350-35<sup>2</sup>/sw**  
Black, with high-set screw terminals,  
5-pole - 35 mm<sup>2</sup> (4 x 10<sup>2</sup> / 4 x 16<sup>2</sup> / 4 x 25<sup>2</sup> / 4 x 35<sup>2</sup>)

491 435 01

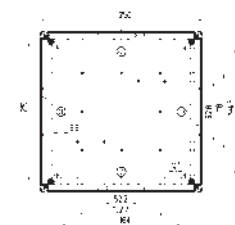
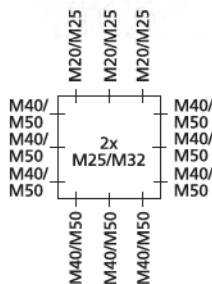


«ЭйБіЭн»  
Тел. Мінск +375(17) 390-51-85 info@abn.by  
Тел. +375(44) 592-00-86 www.abn.by



**Abox HA 250**

250 x 250 x 115 mm



Description

Order no.

Junction box acc. to DIN EN 60670 (VDE 0606), with main cable junction terminal, 25 mm<sup>2</sup>, with IP54 attachment bushes, with blanking plug M40, with twist nipple M50, Screw terminal 4-pole 25 mm<sup>2</sup>, Input per pole 2 x 25 mm<sup>2</sup>, Output per pole 4 x 16 mm<sup>2</sup>, with sealing kit

IP65  
IP5425<sup>2</sup>

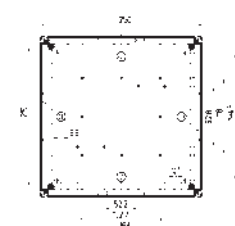
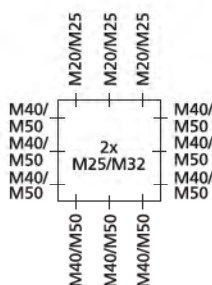
IK07

690V  
AC**Abox HA 250**Grey, with 4 pole screw terminal 25 mm<sup>2</sup>

480 425 01

**Abox HA 350**

250 x 250 x 115 mm



Junction box acc. to DIN EN 60670 (VDE 0606), with main cable junction terminal, 35 mm<sup>2</sup>, with IP54 attachment bushes, with blanking plug M40, with twist nipple M50, screw terminal 4-pole 35 mm<sup>2</sup>, Input per pole 2 x 35 mm<sup>2</sup>, Output per pole 4 x 35 mm<sup>2</sup>, with sealing kit

IP65  
IP5435<sup>2</sup>

IK07

690V  
AC**Abox HA 350**Grey, with 4 pole screw terminal 35 mm<sup>2</sup>

480 435 01

## Abox-i 1500

440 x 320 x 179 mm



Entries end:  
8 x M20/M25  
2 x M32/M40  
1 x M40/M50  
Entries on each side:  
4 x M16  
3 x M40/M50

Description

Order no.

Junction box - Industrial Quality,  $U_i=690V$ , weatherproof, shock-proof, halogen-free, sealable, special screw terminal for conductor entry on top, per pole up to 2 x 150<sup>2</sup> or 4 x 70<sup>2</sup>, for suitable cable in-feeds see accessories

IP65

150<sup>2</sup>

IK08



690V  
AC



### Abox-i 1500-150<sup>2</sup>

Grey, 4-pole - 50 up to 2 x 150 mm<sup>2</sup>, AL/CU

490 485 01

#### Accessories

##### AKL 125

250 A

076 125 01

##### GKE 32

Side of enclosure 320 mm, for 2 x 75 mm Ø cables

073 032 01

##### GKE 43

Side of enclosure 440 mm, for 3 x 75 mm Ø cables

073 043 01

##### 1x GTi 1-g Empty housing

010 401 01

##### 2x GFL 20 Flange

072 200 01

##### 1x GZE 3 Cable clamp

073 003 01

##### 1x GKE 32 Cable entry

073 032 01

##### 1x GFG 3 Flange bar

072 803 01

## Abox-i 1500 DK

440 x 320 x 179 mm



Entries end:  
8 x M20/M25  
2 x M32/M40  
1 x M40/M50  
Entries on each side:  
4 x M16  
3 x M40/M50

Junction box - Industrial Quality,  $U_i=690V$ , weatherproof, shock-proof, halogen-free, with terminal block mounting, for suitable cable in-feeds see accessories

IP65

150<sup>2</sup>

IK08



690V  
AC



### Abox-i 1500 DK-150<sup>2</sup>

Grey, with 4-pole terminal strip 50 - 150 mm<sup>2</sup>

490 585 01

#### Accessories

##### URS RK1-150 mm<sup>2</sup>

Upgrade kit for 5-pole 1-pole

670 650 01

##### GKE 32

Side of enclosure 320 mm, for 2 x 75 mm Ø cables

073 032 01

##### GKE 43

Side of enclosure 440 mm, for 3 x 75 mm Ø cables

073 043 01

##### 1x GTi 1-g Empty housing

010 401 01

##### 2x GFL 20 Flange

072 200 01

##### 1x GZE 3 Cable clamp

073 003 01

##### 1x GKE 32 Cable entry

073 032 01

##### 1x GFG 3 Flange bar

072 803 01

**Abox-i 2400**  
640 x 320 x 179 mm



Entries end:  
8 x M16  
6 x M40/M50  
Entries on each side:  
4 x M16  
3 x M40/M50

Description

Order no.

Junction box - Industrial Quality,  $U_i=690V$ , weatherproof, shock-proof, halogen-free, sealable, special screw terminal for conductor entry on top, per pole up to 2 x 185<sup>2</sup>/240<sup>2</sup> or 4 x 120<sup>2</sup>, for suitable cable in-feeds see accessories

IP65

240<sup>2</sup>

IK08



690V  
AC



**Abox-i 2400-240<sup>2</sup>**

490 494 01

Grey, 4-pole - 50 up to 2 x 240 mm<sup>2</sup>, AL/CU

**Accessories**

**AKL 140**  
400 A

076 140 01

**GKE 32**  
Side of enclosure 320 mm, for 2 x 75 mm Ø cables

073 032 01

1x GTi 1-g Empty housing

010 401 01

2x GFL 20 Flange

072 200 01

1x GZE 3 Cable clamp

073 003 01

1x GKE 32 Cable entry

073 032 01

1x GFG 3 Flange bar

072 803 01

**Abox-i 2400 DK**  
640 x 320 x 179 mm



Entries end:  
8 x M16  
6 x M40/M50  
Entries on each side:  
4 x M16  
3 x M40/M50

Junction box - Industrial Quality,  $U_i=690V$ , weatherproof, shock-proof, halogen-free, sealable, with terminal block mounting, for suitable cable in-feeds see accessories

IP65

240<sup>2</sup>

IK08



690V  
AC



**Abox-i 2400 DK-240<sup>2</sup>**

490 594 01

Grey, with 4-pole terminal strip 70 - 240 mm<sup>2</sup>

**Accessories**

**GKE 32**  
Side of enclosure 320 mm, for 2 x 75 mm Ø cables

073 032 01

1x GTi 1-g Empty housing

010 401 01

2x GFL 20 Flange

072 200 01

1x GZE 3 Cable clamp

073 003 01

1x GKE 32 Cable entry

073 032 01

1x GFG 3 Flange bar

072 803 01