



## 350W ATX PC Power Supply

# YP-450A-AA



- Features :
  - AC input range selected by switch
  - With +5VSB:0 ~ 2.0A max.
  - Power good signal output
  - Power fail signal output
  - Power ON-OFF switch
  - High efficiency / Low cost
  - Forced air cooling by built-in DC fan
  - 100% full load burn-in test
  - Approvals: CSA / FCC
  - 1 year warranty

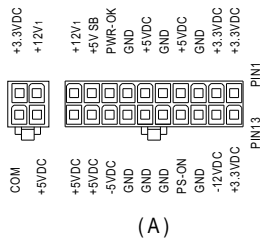
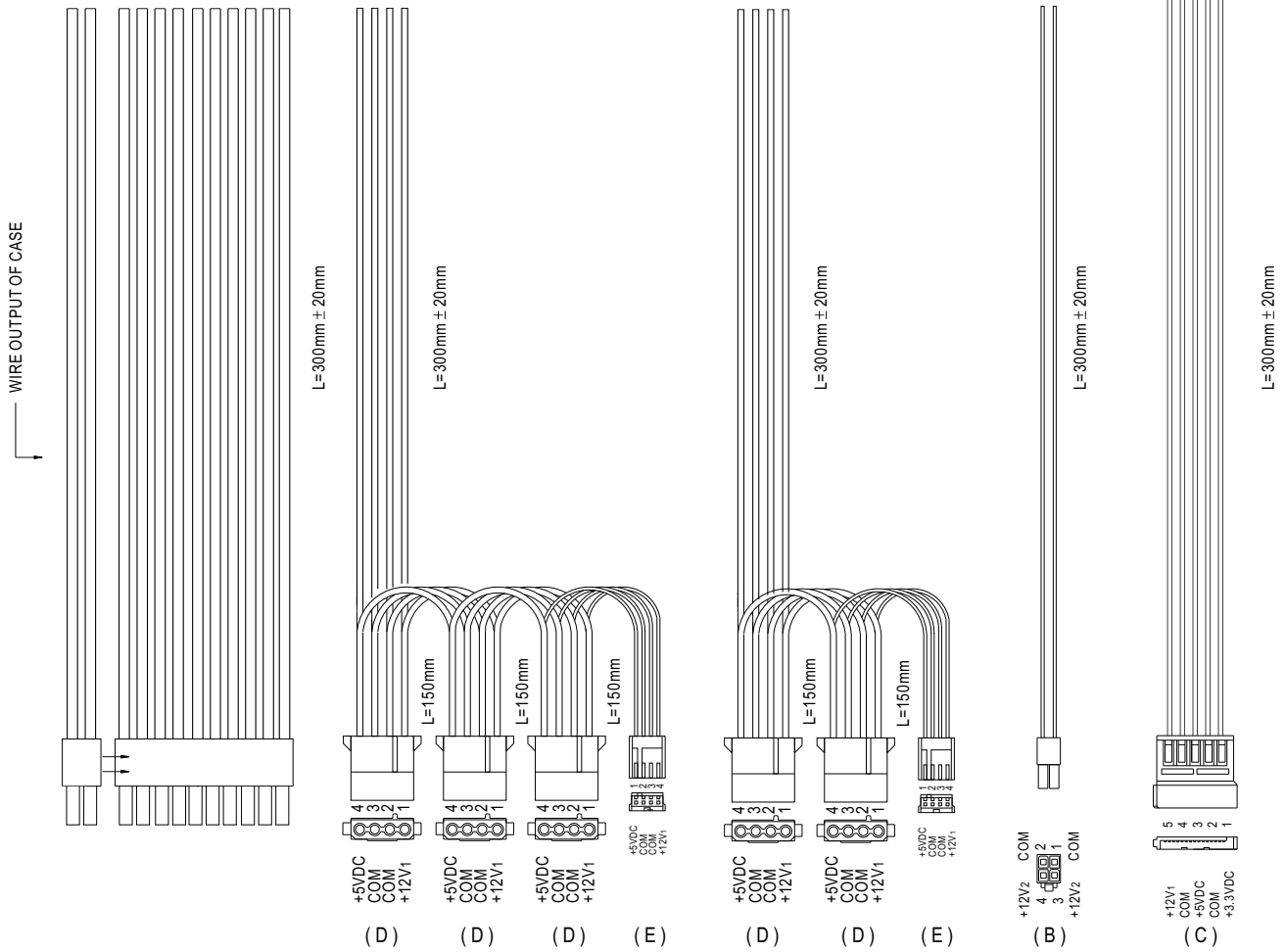
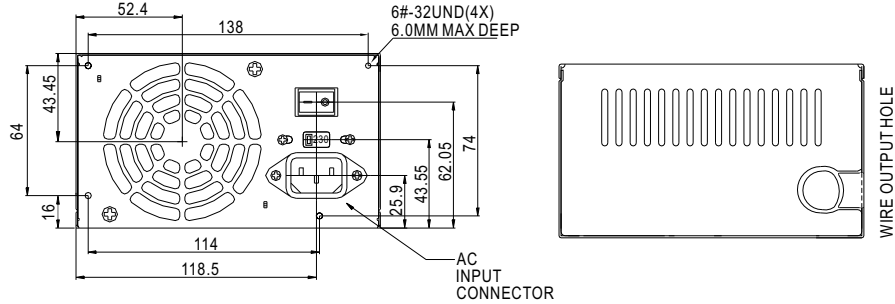


### SPECIFICATION

ORDER NO.	YP-450A-AA							
OUTPUT	SAFETY MODEL NO.	YP-450-A						
	CHANNEL	CH1	CH2	CH3	CH4	CH5	CH6	STANDBY
	DC VOLTAGE	3.3V	5V	12V <sub>1</sub>	12V <sub>2</sub>	-5V	-12V	5VSB
	MINIMUM CURRENT	2A	2A	1A	1A	0.1A	0.1A	0A
	RATED CURRENT	15A	14A	7A	10A	0.3A	0.8A	2.0A
	MAXIMUM CURRENT	22A	21A	10A	15A	0.3A	0.8A	2.0A
	COMBINE LOAD	+3.3V, +5V 130W max. +3.3V, +5V, +12V 330W max.						
	RATED POWER (max.)	350W						
	RIPPLE & NOISE (max.) Note.2	50mVp-p	50mVp-p	120mVp-p	120mVp-p	50mVp-p	120mVp-p	50mVp-p
	LINE REGULATION	±1.0%	±1.0%	±1.0%	±1.0%	±2.0%	±2.0%	±1.0%
	LOAD REGULATION Note.3	±5.0%	±5.0%	±5.0%	±5.0%	±10%	±10%	±5.0%
HOLD UP TIME	8ms min. at full load							
INPUT	VOLTAGE RANGE	103 ~ 132VAC / 206 ~ 264VAC selected by switch						
	FREQUENCY RANGE	47 ~ 63Hz						
	EFFICIENCY (Typ.)	70%						
	AC CURRENT	8.0A / 115VAC 4.5A / 230VAC						
	INRUSH CURRENT (max.)	40A / 115VAC 80A / 230VAC						
	LEAKAGE CURRENT (max.)	3.5mA / 240VAC						
PROTECTION	OVERLOAD	105 ~ 180% rated output power Protection type : Shut down o/p voltage, re-power on to recover						
	OVER VOLTAGE	+3.3V, +5V, +12V <sub>1</sub> , +12V <sub>2</sub> : 110%~130% of rated voltage Protection type : Shut down o/p voltage, re-power on to recover						
	SHORT CIRCUIT	All output equipped with short circuit Protection type : Shut down o/p voltage, re-power on to recover						
	POWER GOOD SIGNAL	The TTL compatible signal out with 100ms to 500ms delay after power set up						
FUNCTION	POWER FAIL SIGNAL	The TTL compatible signal will go down at least 1ms before +5V below 4.75V						
	PS-ON INPUT SIGNAL	Power on: PS-ON = "Low" or "<0.8V" ; Power off: PS-ON = "Hi" or ">2V"						
	WORKING TEMP.	-10 ~ +35°C						
ENVIRONMENT	WORKING HUMIDITY	20 ~ 90% RH non-condensing						
	STORAGE TEMP., HUMIDITY	-20 ~ +85°C, 10 ~ 95% RH						
	TEMP. COEFFICIENT	±0.05% / °C ( 0 ~ 50°C)						
	VIBRATION	10 ~ 200Hz, 2G 10min./1cycle, 60min. each along X, Y, Z axes						
	SAFETY & EMC (Note 4)	SAFETY STANDARDS	CSA(C22.2 60950, UL60950) approved					
OTHERS	WITHSTAND VOLTAGE	I/P-O/P, I/P-FG:1.5KVAC						
	ISOLATION RESISTANCE	I/P-O/P, I/P-FG:50M Ohms / 500VDC / 25°C / 70% RH						
	EMI CONDUCTION & RADIATION	Compliance to FCC part 15 class B						
	MTBF	100K hrs min. MIL-HDBK-217F (25°C)						
OTHERS	CONNECTOR	ATX main power connector * 1ea; +12V power connector * 1ea; Serial ATA connector * 1ea Peripheral power connector * 5 ea; Floppy drive power connector * 2 ea						
	COOLING	Forced air ventilation by 8cm DC fan						
	DIMENSION	150*140*86mm (L*W*H)						
	PACKING	1.1kg ; 12pcs / 16kg / CARTON						
NOTE	1. All parameters NOT specially mentioned are measured at 230VAC input, rated load and 25°C of ambient temperature. 2. Ripple & noise are measured at 20MHz of bandwidth by using a 12" twisted pair-wire terminated with a 0.1uf & 47uf parallel capacitor. 3. Load regulation is measured from 20% to 100% max. Load. 4. The power supply is considered a component which will be installed into a final equipment. The final equipment must be re-confirmed that it still meets EMC directives.							

**Mechanical Specification**

Unit: mm



(A) 24 Pin ATX main power connector (or 20+4pin)  
Type: MOLEX 39-01-2240 or equivalent

(B) 12V power connector  
Type: MOLEX 39-01-2040 or equivalent

(C) Serial ATA connector  
Type: MOLEX 88751 or equivalent

(D) Peripheral connector  
Type: MOLEX 8981-04P or equivalent

(E) Floppy drive connector  
Type: AMP 171822-4 or equivalent



- Features :
- 230VAC input only
- Built-in passive PFC, PF>0.65
- With +5VSB:0 ~ 2.0A max.
- Power good signal output
- Power fail signal output
- Power ON-OFF switch
- High efficiency / Low cost
- Forced air cooling by built-in DC fan
- 100% full load burn-in test
- Approvals: TUV / CE
- 1 year warranty

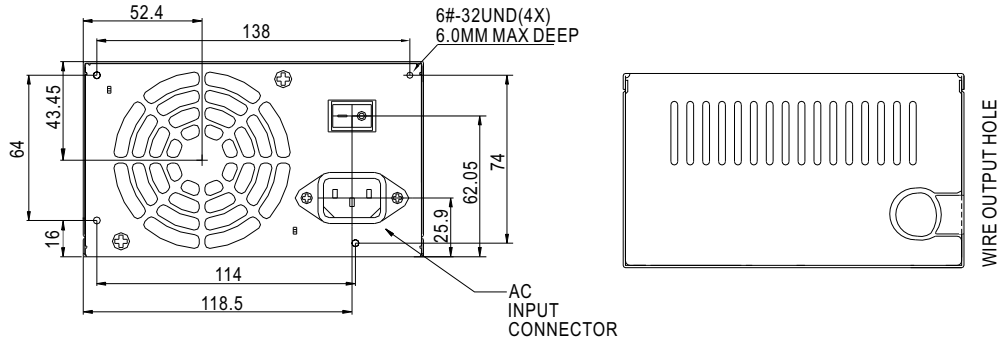


### SPECIFICATION


ORDER NO.	YP-450A-EU							
OUTPUT	SAFETY MODEL NO.	YP-450-A						
	CHANNEL	CH1	CH2	CH3	CH4	CH5	CH6	STANDBY
	DC VOLTAGE	3.3V	5V	12V1	12V2	-5V	-12V	5VSB
	MINIMUM CURRENT	2A	2A	1A	1A	0.1A	0.1A	0A
	RATED CURRENT	15A	14A	7A	10A	0.3A	0.8A	2.0A
	MAXIMUM CURRENT	22A	21A	10A	15A	0.3A	0.8A	2.0A
	COMBINE LOAD	+3.3V, +5V 130W max.						
		+3.3V, +5V, +12V 330W max.						
	RATED POWER (max.)	350W						
	RIPPLE & NOISE (max.) Note.2	50mVp-p	50mVp-p	120mVp-p	120mVp-p	50mVp-p	120mVp-p	50mVp-p
	LINE REGULATION	±1.0%	±1.0%	±1.0%	±1.0%	±2.0%	±2.0%	±1.0%
	LOAD REGULATION Note.3	±5.0%	±5.0%	±5.0%	±5.0%	±10%	±10%	±5.0%
HOLD UP TIME	8ms min. at full load							
INPUT	VOLTAGE RANGE	206 ~ 264VAC						
	FREQUENCY RANGE	47 ~ 63Hz						
	POWER FACTOR (Typ.)	PF>0.65 / 230VAC						
	EFFICIENCY (Typ.)	70%						
	AC CURRENT	5A / 230VAC						
	INRUSH CURRENT (max.)	80A / 230VAC						
	LEAKAGE CURRENT (max.)	3.5mA / 240VAC						
PROTECTION	OVERLOAD	105 ~ 180% rated output power Protection type : Shut down o/p voltage, re-power on to recover						
	OVER VOLTAGE	+3.3V, +5V, +12V1, +12V2: 110%~130% of rated voltage Protection type : Shut down o/p voltage, re-power on to recover						
	SHORT CIRCUIT	All output equipped with short circuit Protection type : Shut down o/p voltage, re-power on to recover						
FUNCTION	POWER GOOD SIGNAL	The TTL compatible signal out with 100ms to 500ms delay after power set up						
	POWER FAIL SIGNAL	The TTL compatible signal will go down at least 1ms before +5V below 4.75V						
	PS-ON INPUT SIGNAL	Power on: PS-ON = "Low" or "<0.8V"; Power off: PS-ON = "Hi" or ">2V"						
ENVIRONMENT	WORKING TEMP.	-10 ~ +35°C						
	WORKING HUMIDITY	20 ~ 90% RH non-condensing						
	STORAGE TEMP., HUMIDITY	-20 ~ +85°C, 10 ~ 95% RH						
	TEMP. COEFFICIENT	±0.05% / °C ( 0 ~ 50°C)						
	VIBRATION	10 ~ 200Hz, 2G 10min./1cycle, 60min. each along X, Y, Z axes						
SAFETY & EMC (Note 4)	SAFETY STANDARDS	TUV EN60950-1 approved						
	WITHSTAND VOLTAGE	I/P-O/P, I/P-FG:1.5KVAC						
	ISOLATION RESISTANCE	I/P-O/P, I/P-FG:50M Ohms / 500VDC / 25°C / 70% RH						
	EMI CONDUCTION & RADIATION	Compliance to EN55022 (CISPR22) class B						
	HARMONIC CURRENT	Compliance to EN61000-3-2,-3						
OTHERS	EMS IMMUNITY	Compliance to EN61000-4-2,3,4,5,6,8,11, light industry level, criteria A						
	MTBF	100K hrs min. MIL-HDBK-217F (25°C)						
	CONNECTOR	ATX main power connector * 1ea; +12V power connector * 1ea; Serial ATA connector * 1ea Peripheral power connector * 5 ea; Floppy drive power connector * 2 ea						
	COOLING	Forced air ventilation by 8cm DC fan						
	DIMENSION	150*140*86mm (L*W*H)						
	PACKING	1.1kg ; 12pcs / 16kg / CARTON						
	NOTE	1. All parameters NOT specially mentioned are measured at 230VAC input, rated load and 25°C of ambient temperature. 2. Ripple & noise are measured at 20MHz of bandwidth by using a 12" twisted pair-wire terminated with a 0.1uf & 47uf parallel capacitor. 3. Load regulation is measured from 20% to 100% max. Load. 4. The power supply is considered a component which will be installed into a final equipment. The final equipment must be re-confirmed that it still meets EMC directives.						

**Mechanical Specification**


Unit: mm



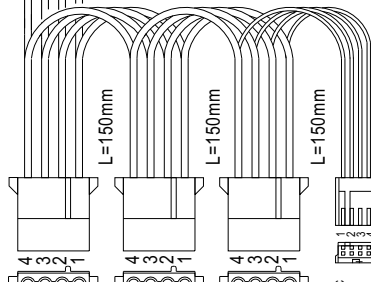
WIRE OUTPUT OF CASE



L=300mm ± 20mm



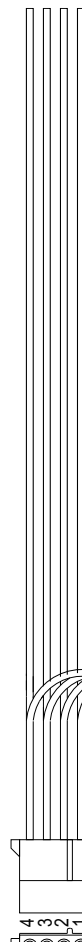
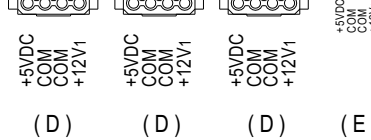
L=300mm ± 20mm



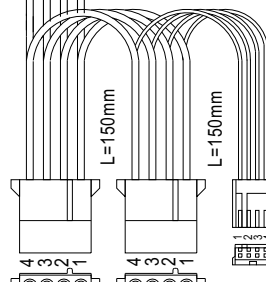
L=150mm

L=150mm

L=150mm

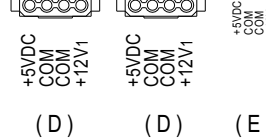


L=300mm ± 20mm

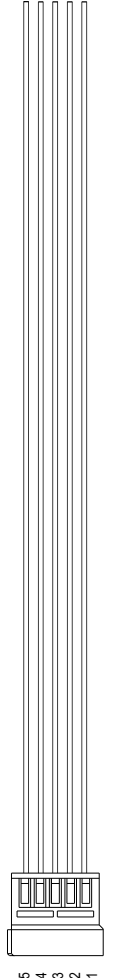
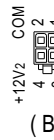


L=150mm

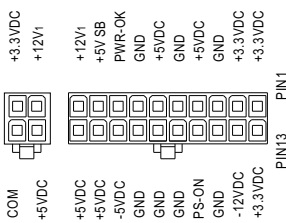
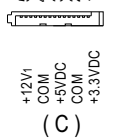
L=150mm



L=300mm ± 20mm



L=300mm ± 20mm



(A)

(A) 24 Pin ATX main power connector (or 20+4 pin)  
Type: MOLEX 39-01-2240 or equivalent

(B) +12V power connector  
Type: MOLEX 39-01-2040 or equivalent

(C) Serial ATA connector  
Type: MOLEX 88751 or equivalent

(D) Peripheral connector  
Type: MOLEX 8981-04P or equivalent

(E) Floppy drive connector  
Type: AMP 171822-4 or equivalent