



20W KNX Power Supply

KNX-20E



■ Features

- **EIB / KNX power supply with integrated choke**
- Compact size with 3SU(52.5mm) width
- 180~264VAC input
- No load power consumption <0.5W
- Protections: Short circuit / Overload(short-circuit-proof) / Over voltage
- Cooling by free air convection
- Isolation class I
- LED indicator for normal operation, bus reset and bus overload
- Installed on DIN rail TS-35/7.5 or 15
- 100% full load burn-in test
- 3 years warranty

■ Applications

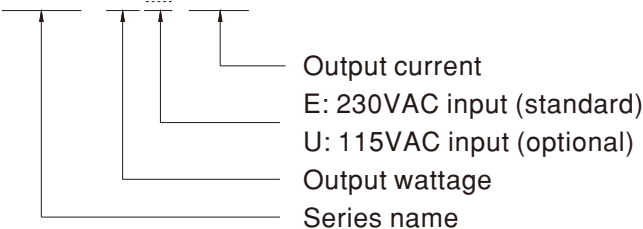
- Intelligent home control
- Modern building automation
- Lighting control
- HVAC system
- Security system
- Blinds and shutters
- Monitoring systems
- Energy management
- Alarm monitoring

■ Description

The KNX Power Supply KNX-20E is a 640mA power supply with high efficiency and a small footprint of only 3SU (52.5 mm). The device has a KNX bus choke output and an additional output for ancillary power. The -30~+70°C wide temperature operating range can meet all kinds of applications. LED indicators are used in case of normal operation, overload conditions and RESET operation. It is perfectly suitable to power up any products labeled with the KNX trademark. With over 30 years of industrial power supply experience, KNX-20E is engineered to be a reliable and safe solution for KNX bus environment.

■ Model Encoding

KNX - 20E - 640



**SPECIFICATION**

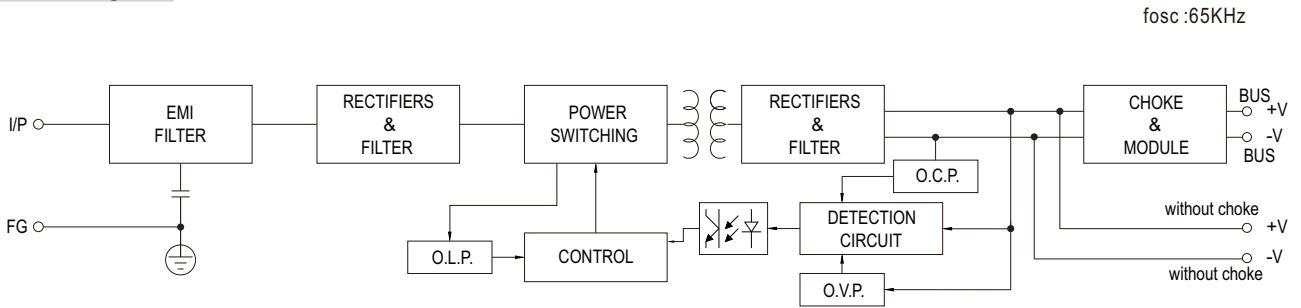
MODEL		KNX-20E-640
OUTPUT	Bus output voltage with choke	Bus,30V
	DC output voltage without choke	30V(Additional output for ancillary power)
	RATED CURRENT	640mA
	RATED POWER	19.2W
	RIPPLE & NOISE (max.) Note.2	100mVp-p
	SHORT CIRCUIT CURRENT	1.4A
	SETUP, RISE TIME	1000ms, 50ms/230VAC at full load
	AC mains failure back-up(Typ.)	200ms/230VAC at full load
INPUT	VOLTAGE RANGE	180 ~ 264VAC 254 ~ 370VDC
	FREQUENCY RANGE	47 ~ 63Hz
	EFFICIENCY (Typ.) Note.3	86%
	AC CURRENT (Typ.)	0.22A/230VAC
	INRUSH CURRENT (Typ.)	COLD START 40A/230VAC
	LEAKAGE CURRENT	<1mA / 240VAC
PROTECTION	OVERLOAD	205 ~ 235% rated output power Protection type : Constant current limiting, recovers automatically after fault condition is removed
	OVER VOLTAGE	33 ~ 35V Protection type : Shut down o/p voltage, re-power on to recover
FUNCTION	RESET	Button for bus reset on top of case
	LED DISPLAY	Green LED:Normal operation faults Red LED:Reset of the KNX/EIB bus or overload/short
	CHOKE	One integrated choke
ENVIRONMENT	WORKING TEMP.	-30 ~ +70°C (Refer to "Derating Curve")
	WORKING HUMIDITY	20 ~ 95% RH non-condensing
	STORAGE TEMP., HUMIDITY	-40 ~ +85°C, 10 ~ 95% RH
	VIBRATION	10 ~ 500Hz, 2G 10min./1cycle, 60min. each along X, Y, Z axes
SAFETY & EMC (Note 4)	SAFETY STANDARDS	EN61558-1,EN61558-2-16 approved
	WITHSTAND VOLTAGE	I/P-O/P:3.75KVAC I/P-FG:2KVAC O/P-FG:1.25KVAC
	ISOLATION RESISTANCE	I/P-O/P, I/P-FG:100M Ohms / 500VDC / 25°C / 70% RH
	EMC EMISSION	Compliance to EN50491-5-1,-5-2,-5-3 EN50491-3
	EMC IMMUNITY	Compliance to EN50491-5-1,-5-2,-5-3, heavy industry level, criteria A
OTHERS	MTBF	109K hrs min. MIL-HDBK-217F (25°C)
	DIMENSION	52.5*90*54.5mm (W*H*D)
	MOUNTING	35mm mounting rail according to DIN EN60715
	PACKING	0.215Kg ; 60pcs/13.9Kg/0.97CUFT
NOTE	<ol style="list-style-type: none">All parameters NOT specially mentioned are measured at 230VAC input, rated load and 25°C of ambient temperature.Ripple & noise are measured at 20MHz of bandwidth by using a 12" twisted pair-wire terminated with a 0.1uf & 47uf parallel capacitor. Measure before Choke.Efficiency before choke.The power supply is considered a component which will be installed into a final equipment. The final equipment must be re-confirmed that it still meets EMC directives. For guidance on how to perform these EMC tests, please refer to "EMI testing of component power supplies." (as available on http://www.meanwell.com)	



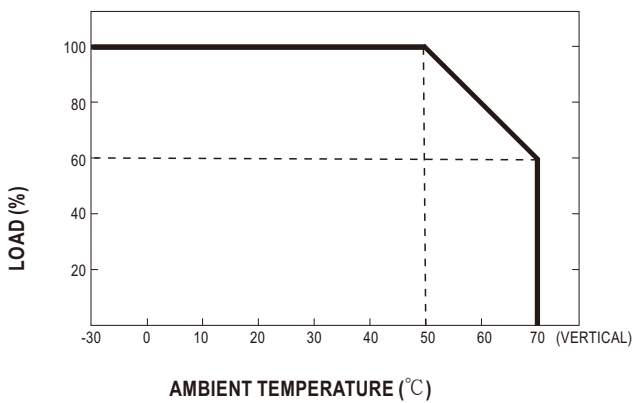
20W KNX Power Supply

KNX-20E

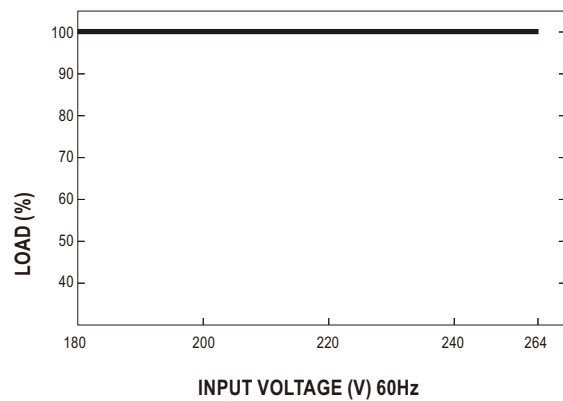
Block Diagram



Derating Curve

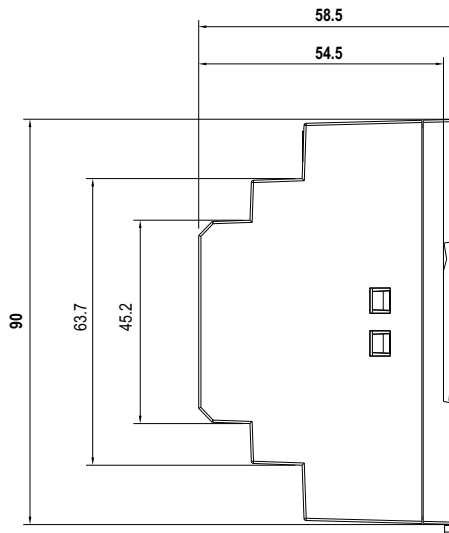
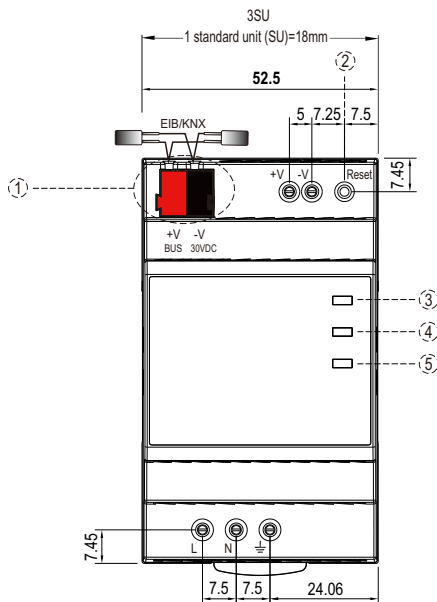


Static Characteristics

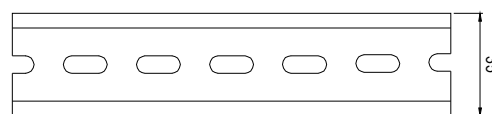


Mechanical Specification

Case No. KNX-20 Unit:mm



1	KNX bus terminals (Red :+, Black:-)
2	Reset button
3	Power On (Green)
4	Reset (Red)
5	OLP (Red)



ADMISSIBLE DIN-RAIL: TS35/7.5 OR TS35/15

Installation Manual

Please refer to : <http://www.meanwell.com/webnet/search/InstallationSearch.html>