

Dimensional drawings

Abaco F - Flush mounting

Distribution boards

A

B

C

D

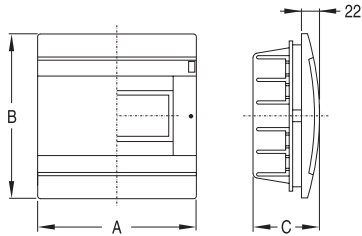
E

F

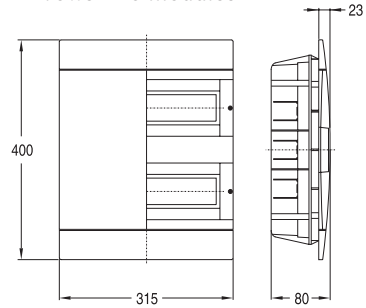
G

X

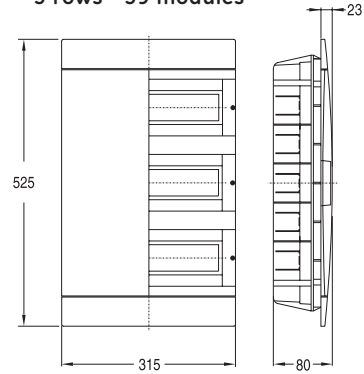
1 row - 14 modules



2 rows - 26 modules

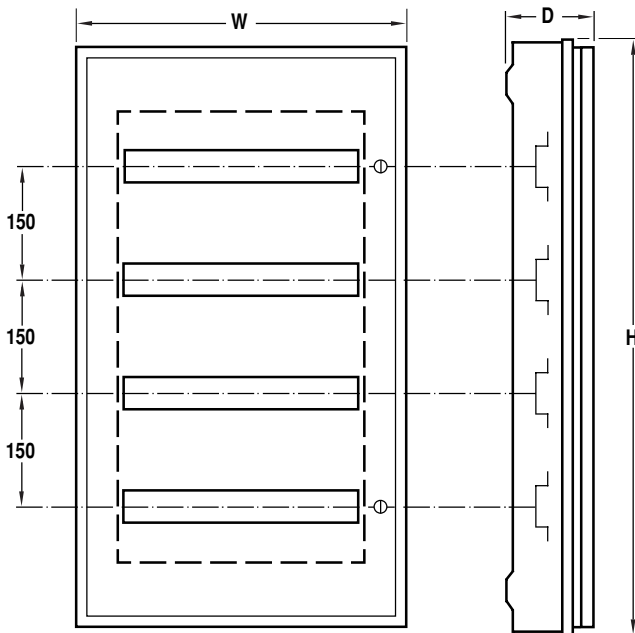


3 rows - 39 modules



Dimensions (mm)			
Type	A	B	C
4 mod.	120	200	73
7 mod.	180	200	73
10 mod.	230	200	73
14 mod.	300	200	73

Fix-o-Rail 150 M - Surface mounting



Dimensions (mm)			
Type	H	W	D
1 row - 18 mod.	216	415	110
2 rows - 36 mod.	376	437	110
3 rows - 54 mod.	610	437	110
4 rows - 72 mod.	768	437	110

