



Metal enclosures

Fix-o-Rail 144 F (flush mounting) IP40 Fix-o-Rail 144 S (surface mounting)

Features

- In accordance with EN60439-1 and EN/IEC 439-1
- Protection degree: IP40 – IK07 without door
IP40 – IK08 with plain door
IP40 – IK07 with transparent door
- Each DIN-rail can be equipped with 24 modules
- Centre distance between two DIN-rails: 150 mm
- Flush mounting depth: 105 mm
- Can be equipped with the Record Plus 160A D-frame
- Colour: RAL 7035

Electrical properties

- Designated voltage: 415Vac
- Designated current: 160A

Masking frame and door

- Ridged masking frame
- Manufactured in quality mild steel of 1 mm thick, cold reduced
- Pre-treated prior to electrostatic powder coating in RAL 7035 (light grey)
- Transparent or plain door

Protection plate

- Made from PVC
- Easy fixations with 1/4 screws

Base

- Ridged base (mono-block)
- Manufactured in sendzimir zinc plated steel of 1 mm thick (F.O.R 144F)
- Sidewalls foreseen with position lugs (F.O.R 144F)
- Pre-treated prior to electrostatic powder coating in RAL 7035, light grey (F.O.R 144S)
- Knock-outs in the upper, lower and the bottom side of the base
- Fixing points for the fixation of cables with cable ties

Mounting frame

- Ridged and removable mounting frame
- Adjustable in depth (+/-20mm) (F.O.R 144F)
- Adjustable left or right (+/-10mm) (F.O.R 144F)
- Distance between two DIN-rails: 150 mm

Door

- Transparent or plain door, security lock included

Earth bar (L = 380 mm)

- Copper bar, 12x5 mm, 18 x M5 threaded holes + connectors and screws

Advantages

- Suitable for DIN-rail mounting devices up to 70 mm as MCB's, RCD's, relays, ...
- Door, transparent or plain easy to install (optional)
- Generous wiring room
- Easy to install
- Earth terminal can be installed on the upper and the lower side of the base
- Removable mounting frame
- Easy removable protection plates
- Electrostatic powder coating RAL 7035
- Flush mounting depth base 105 mm
- Can be equipped with wiring trunks (W x H): 15x40 mm, 25x40 mm, 40x40 mm, 60x40 mm

Components

The enclosure packaging includes:

- Base
- Mounting frame
- Earth terminal
- Protection plate
- Masking frame
- User instructions

The door packaging includes:

- Plain or transparent door
- Security lock
- Hinges
- Earth continuity set
- User instructions





Fix-o-Rail 144-F - Flush mounting enclosures without door ⁽¹⁾

Included ref. 617965 = an earth terminal: copper bar 12 x 5 mm, 18 threaded holes M 5, connectors and screws

H x W x D (mm)	Number of modules	Number of rows	Power dissipation (W)		Ref. No.	Pack.
			Without door	With door		
650 x 740 x 140 ⁽¹⁾ 560 x 610 x 105 ⁽²⁾	72	3	140	83	617934	1
800 x 740 x 140 ⁽¹⁾ 710 x 610 x 105 ⁽²⁾	96	4	152	95	617935	1
950 x 740 x 140 ⁽¹⁾ 860 x 610 x 105 ⁽²⁾	120	5	164	110	617936	1
1100 x 740 x 140 ⁽¹⁾ 1010 x 610 x 105 ⁽²⁾	144	6	176	116	617937	1
1100 x 740 x 140 ⁽¹⁾ 1010 x 610 x 105 ⁽²⁾	120	5	176	116	617938	1

Equipped with function for Record Plus 160A D-frame

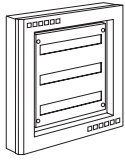
Transparent and plain doors

For enclosure	Number of modules	Number of rows	Transparent door	Plain door	Pack.
			Ref. No.	Ref. No.	
	72	3	617939	617943	1
	96	4	617940	617944	1
	120	5	617941	617945	1
	144	6	617942	617946	1
	120	5	617942	617946	1

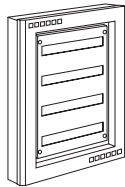
(1) External dimensions
(2) Internal dimensions

Fix-o-Rail 144-S - Surface mounting enclosures without door

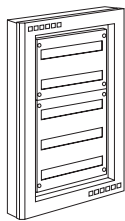
Included ref. 617965 = an earth terminal: copper bar 12 x 5 mm, 18 threaded holes M 5, connectors and screws



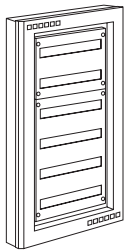
Dimensions H x W x D (mm)	Number of modules	Number of rows	Power dissipation (W)		Ref. No.	Pack.
			Without door	With door		
650 x 740 x 140	72	3	160	88	617966	1



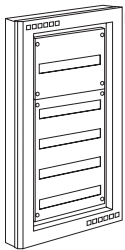
800 x 740 x 140	96	4	175	100	617967	1
-----------------	----	---	-----	-----	--------	---



950 x 740 x 140	120	5	187	115	617968	1
-----------------	-----	---	-----	-----	--------	---



1100 x 740 x 140	144	6	195	125	617969	1
------------------	-----	---	-----	-----	--------	---



Equipped with function for Record Plus 160A D-frame

1100 x 740 x 140	120	5	195	125	617970	1
------------------	-----	---	-----	-----	--------	---

Transparent and plain doors





For enclosure	Number of modules	Number of rows	Transparent door	Plain door	Pack.
			Ref. No.	Ref. No.	
617966	72	3	617939	617943	1
617967	96	4	617940	617944	1
617968	120	5	617941	617945	1
617969	144	6	617942	617946	1
617970	120	5	617942	617946	1

Accessories for Fix-o-Rail 144




4 pole terminals		
	617992	5
160 A		
with cover		
4x (1 x 10 to 50 mm ² incoming		
+ 3 x 6 to 35 mm ²		
+ 8 x 2.5 to 16 mm ² outgoing)		
Cu section 12 x 10 mm		

Function for Record Plus 125A		
D-frame		
Fix-o-Rail 144 F/S	617018	1
VP-System		
	617964	1
height = 300 mm		




	610020	1
160A		
connection range 4 x (10 x 10mm ²)		
Cu section 12 x 5 mm		

Depth adapter & support		
	617947	1
PVC profile : lenght 355 mm		
used with the function 617964		





Protective shroud		
	610021	1
For 160A terminal (ref. 610020)		

Security lock		
	617948	1
With two keys		



Earth terminal kit		
	617965	1
Cu bar 12x5, 18 threaded holes M5, L=380 mm, with connectors and screws		
Can be installed in the upper and lower side of the base		

Label for circuit indication		
	610233	10
For enclosure width 550 mm		



Cover strip		
	828056	1
For cut out of 45 mm		

Support for wiring-trunking		
	617949	1

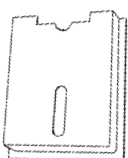


Blank plate		
	610142	4
	610484	500
Length: 72 mm		
Cut-out width: 45 mm		
Can be cut into 9 mm lengths		
RAL 7035		

Wiring supports		
	828145	1
Cable-tray support (20 pieces)		
	828146	1
Cable-tray (10 pieces)		



Painting gun		
	880669	1
RAL 7035 - For minor touch-ups		



Pocket for drawings		
	832000	1
Self adhesive - format A4		
To be fitted on the innerside of the door		
W x H = 155 x 225		



Fix-o-Rail 144

A

B

C

D

E

F

G

X